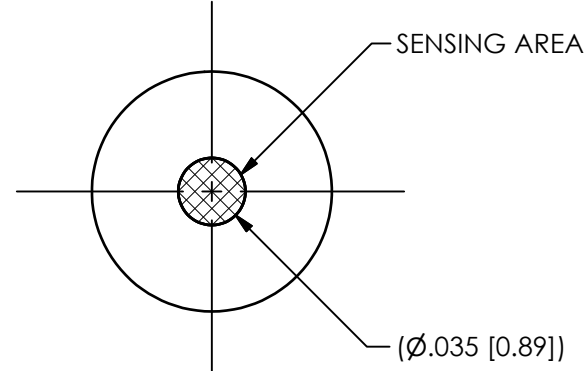
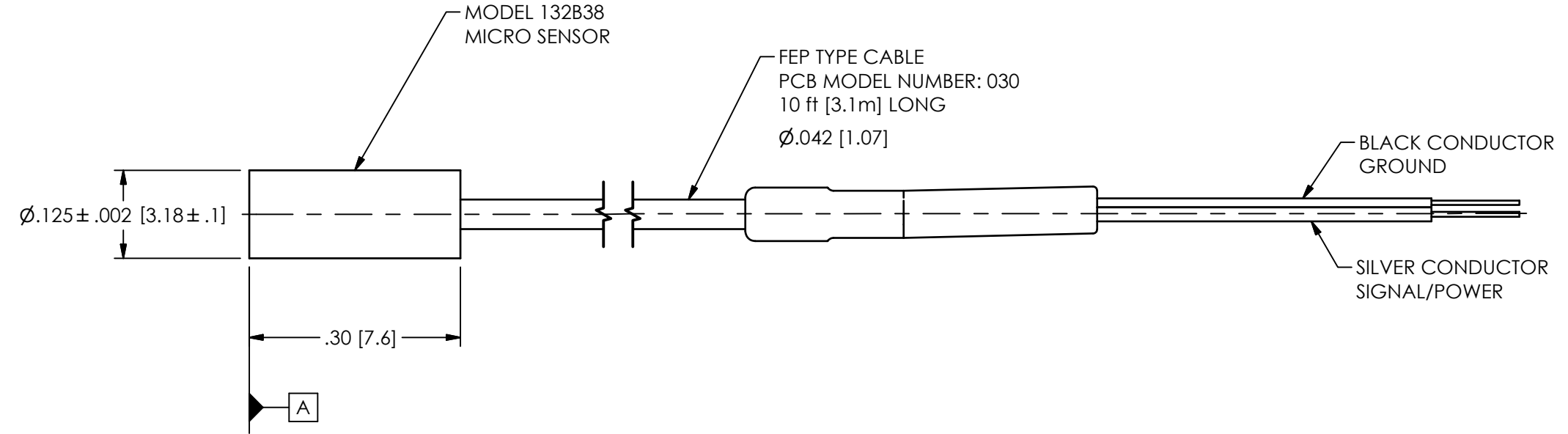
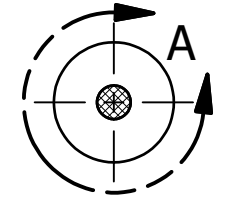


65444

PCB Piezotronics Inc. claims proprietary rights in the information disclosed hereon. Neither it nor any reproduction thereof will be disclosed to others without the written consent of PCB Piezotronics Inc.

REVISIONS		
REV	DESCRIPTION	DIN
C	REVISED TITLE, ADDED BLACK CONDUCTOR AND SILVER CONDUCTOR CALLOUTS	48486



DETAIL A
SCALE 10X

- 5.) ALLOW RTV TO FULLY CURE
- 4.) REMOVE EXCESS RTV FROM SENSOR AND MOUNTING HOLE SURFACES
- 3.) INSERT SENSOR INTO BOTTOM OF MOUNTING HOLE, DATUM A SHOULD BE FLUSH WITH MOUNTING HOLE
- 2.) LIGHTLY COAT THE INSIDE DIAMETER OF THE MOUNTING HOLE AND OUTSIDE DIAMETER OF SENSOR
- 1.) PREPARE MOUNTING HOLE: Ø.1285 [3.250] THRU

UNLESS OTHERWISE SPECIFIED TOLERANCES ARE:		DRAWN		CHECKED		ENGINEER	
DIMENSIONS IN INCHES	DIMENSIONS IN MILLIMETERS [IN BRACKETS]	KRM	7/25/18	KRM	7/25/18	NJF	7/25/18
DECIMALS XX ±.03 XXX ±.010	DECIMALS X ±0.8 XX ±0.25	TITLE OUTLINE DRAWING ICP MICRO PRESSURE SENSOR					
ANGLES ± 2 DEGREES	ANGLES ± 2 DEGREES						
FILLETS AND RADII .003 - .005	FILLETS AND RADII 0.07 - 0.13	CODE IDENT. NO. 52681		DWG. NO. 65444		SCALE: 5X SHEET 1 OF 1	

PCB PIEZOTRONICS™
3425 WALDEN AVE. DEPEW, NY 14043
(716) 684-0001 E-MAIL: sales@pcb.com