

30112

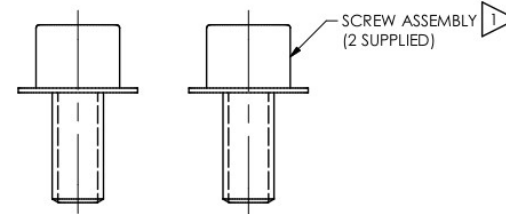
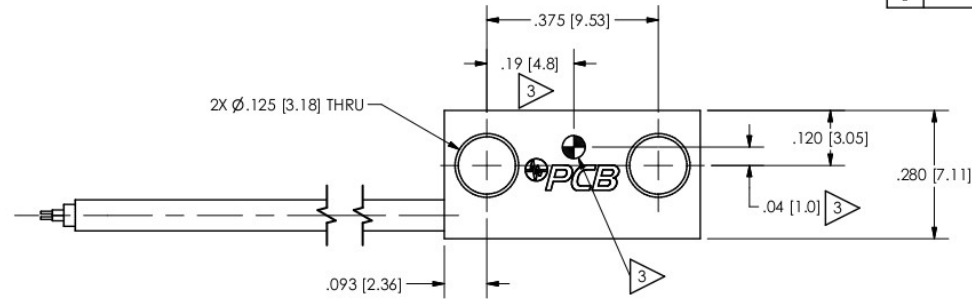
PCB Piezotronics Inc. claims proprietary rights in the information disclosed herein. Neither it nor any reproduction thereof will be disclosed to others without the written consent of PCB Piezotronics Inc.

ITAR CONTROLLED PRODUCT
 THIS PRODUCT IS A CONTROLLED ITEM UNDER THE INTERNATIONAL TRAFFIC IN ARMS REGULATIONS (ITAR) ADMINISTERED BY THE DIRECTORATE OF DEFENSE TRADE CONTROLS. ANY EXPORT OF THIS PRODUCT FROM THE UNITED STATES, INCLUDING ANY ITEM IN WHICH THIS PRODUCT MAY BE INCORPORATED, REQUIRES APPROPRIATE AUTHORIZATION FROM THE U.S. DEPARTMENT OF STATE. DIVERSION CONTRARY TO U.S. LAW IS PROHIBITED.

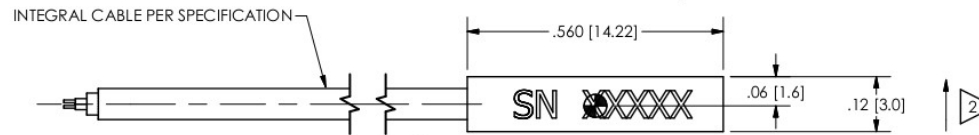


**ESD SENSITIVE
 CLASS 2 HANDLING REQUIRED**

REVISIONS		
REV	DESCRIPTION	DIN
E	ADDED STAMP	34653



ELECTRICAL CONNECTIONS
 GREEN : + SIGNAL
 WHITE : - SIGNAL
 RED : + EXCITATION
 BLACK : - EXCITATION



MOUNTING HOLE PREPARATION:
 Ø.089[2.26] ∇ .230[5.84]
 4-40 UNC-2B ∇ .187[4.75]

- 4 RECOMMENDED MOUNTING SURFACE SHOULD BE FLAT TO WITHIN .0003(.008) TIR OVER Ø.650[16.51] WITH A .32 [.08] FINISH FOR BEST RESULTS.
- 3 CENTER OF SEISMIC MASS.
- 2 DIRECTION OF POSITIVE OUTPUT.
- 1 RECOMMENDED MOUNTING TORQUE ON CAP SCREW, 6-8 IN LBS[68-90 N-CM].

UNLESS OTHERWISE SPECIFIED TOLERANCES ARE:		DRAWN		CHECKED		ENGINEER		PCB PIEZOTRONICS™	
DIMENSIONS IN INCHES	DIMENSIONS IN MILLIMETERS [IN BRACKETS]	SMB	2/18/11	SMB	2/18/11	BAM	2/18/11	3425 WALDEN AVE. DEPEW, NY 14043 (716) 684-0001 E-MAIL: sales@pcb.com	
DECIMALS XX ± .01 XXX ± .005	DECIMALS X ± 0.3 XX ± 0.13	TITLE INSTALLATION DRAWING MODEL 3991A10XXKG SERIES ACCELEROMETER							
ANGLES ± 2 DEGREES	ANGLES ± 2 DEGREES								
FILLETS AND RADII .003 - .005	FILLETS AND RADII 0.07 - 0.13	CODE IDENT. NO. 52681		DWG. NO. 30112		SCALE: 5X SHEET 1 OF 2			